


CME-MHB4516-SERIES

≥1210 inch (Dimensions code JIS[EIA])



Features

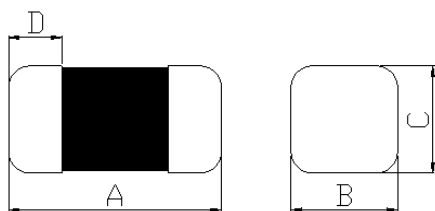
- ▶ Shapes and dimensions follow E.I.A. spec.
- ▶ Available in various sizes.
- ▶ High reliability: Excellent solder ability and heat resistance.
- ▶ High Impedance cover wide frequency ranges.
- ▶ Be used in high current circuits due to its low dc resistance.



Applications

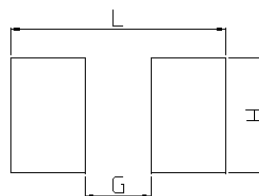
- ▶ Electronic devices such as Cellular phones, game devices, and VCR
- ▶ High Current DC lines.

Dimension (Unit:mm)



A	B	C	D
4.5±0.2	1.6±0.2	1.6±0.2	0.5±0.3

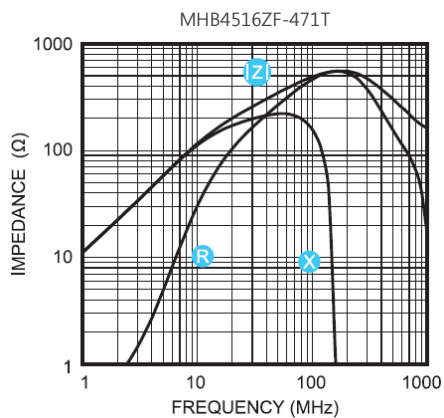
Land Pattern (Unit:mm)



L	G	H
5.80	2.00	1.80

Specifications

Part Number	Impedance (Ohm)	Tolerance (±)	DCR (mohm) Max	Rated Current (mA) Max	Test Frequency (MHz)
CME-MHB4516UF-600T	60	25%	0.01	8000	100
CME-MHB4516UF-750T	75	25%	0.02	6000	100
CME-MHB4516UF-800T	80	25%	0.03	4000	100
CME-MHB4516UF-121T	120	25%	0.04	3000	100
CME-MHB4516UF-181T	180	25%	0.025	3000	100
CME-MHB4516UF-471T	470	25%	0.09	2000	100
CME-MHB4516ZF-600T	60	25%	0.01	6000	100
CME-MHB4516ZF-800T	80	25%	0.05	3000	100
CME-MHB4516ZF-181T	180	25%	0.025	3000	100
CME-MHB4516ZF-471T	470	25%	0.09	2000	100



Ilsan Sales Office (KOREA)
 H.K Sales Office (HongKong)
 Shenzhen Sales Office (CHINA)
 LA Sales Office (USA)
 Hungary Sales office (EUROPE)

+82)31-904-1444
 +852)2711-5551
 +0755-8663-6929
 +1)866-446-3586
 +36)30-521-7818

coilmaster@coilmaster.com
coilmaster@coilmaster.com
kimha@coilmaster.com
markyang@coilmaster.com
coilmaster@coilmaster.com