

CME-PCF907050PN-SERIES

Common mode filter for Power line



Features

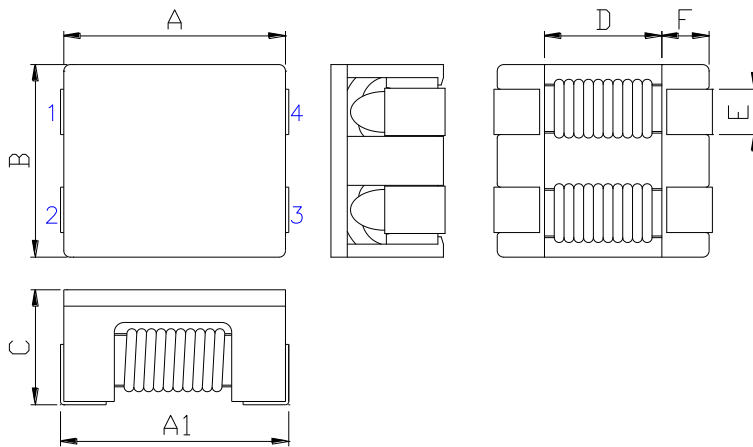
- ▶ Due to the low profile design, it is suitable for surface mount.
- ▶ High impedance characteristic has been achieved a superior effect for common mode noise suppression.
- ▶ Have achieved miniaturization while keeping characteristics by adoption of exclusive square type closed magnetic cores.

Applications

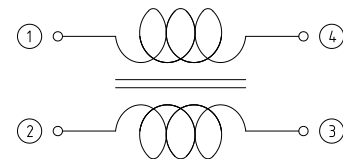
- ▶ For DC power lines (elec-tronics control equipment, multi-media etc).



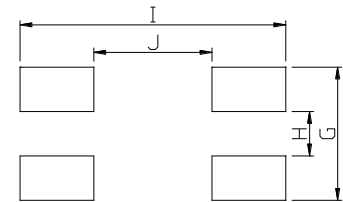
Dimension (Unit:mm)



Circuit Diagram



Recommended Land Pattern



A	A1	B	C	D	E	F
9.0±0.5	9.5±0.8	7.0±0.5	5.0Max.	5.7 Typ.	1.5 Typ.	1.7 Typ.

G	H	I	J
6.0	1.5	10.5	5.0

Specifications

Part Number	Impedance (Ohm) Typ.(Min.)	DCR (mohm) Max.	Rated Current (A) Max.	Insulation resistance (MΩ)min.	Rated voltage (Vdc) max.	Test Frequency (Hz)
CME-PCF907050PN-301T	300(180)	8	5.8	10	80	100M
CME-PCF907050PN-501T	600(380)	10	5.3	10	80	100M
CME-PCF907050PN-701T	700(450)	12	4.8	10	80	100M
CME-PCF907050PN-102T	1000(600)	15	3.8	10	80	100M
CME-PCF907050PN-152T	1500(1000)	35	2.8	10	80	100M
CME-PCF907050PN-222T	2200(1400)	60	2.3	10	80	100M
CME-PCF907050PN-272T	2700(1800)	95	1.8	10	80	100M

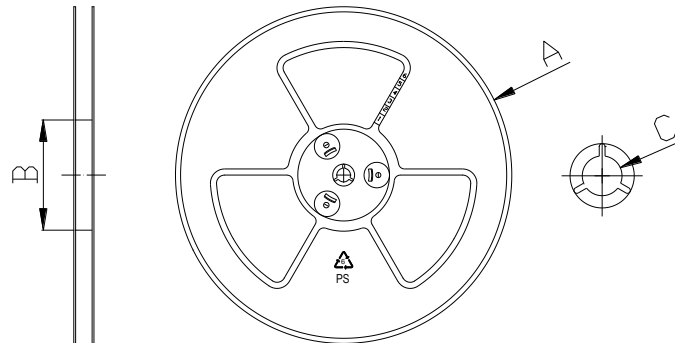
▪ The Rated current : The DC current at which the temperature rise is $\Delta t=40^{\circ}\text{C}$ (approximately)

- All specifications are subject to change without notice.
- Update date : 2019.09.04

Packaging

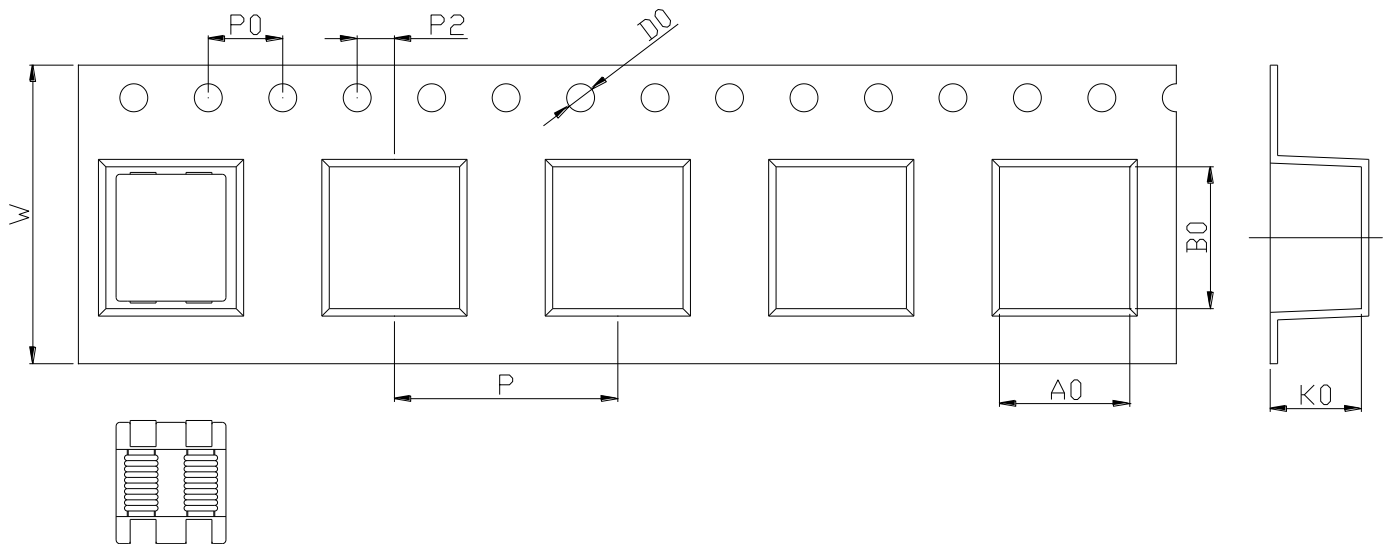
(1) Package quantity : 700 (pcs/reel)

(2) Reel Dimensions (unit:mm)



A	B	C
330	100	13

(3) Tape Dimensions



W	A0	B0	K0	P	P0	P2	D0
16.0	8.0	10.0	5.3	12.0	4.0	2.0	1.5

Ilisan Sales Office (KOREA) +82)31-904-1444
 Shenzhen Sales Office (CHINA) +86)755-8663-6929
 Hungary Sales office (EUROPE) +36)30-913-7706

H.K Sales Office (HONGKONG) +852)2711-5551
 LA Sales Office (USA) +1)866-446-3586

- All specifications are subject to change without notice.
- Update date : 2019.09.04